ATS
ASCENSORES
TECNOLOGIA Y
SERVICIOS

ATS - CARACAS
C.C. Los Campitos, Autopista Prados del Este, Piso 2, Ofc. 312
Tlfs.: (0212) 977.16.99 / 978.40.35 / 978.49.87
SERVICENTER (0212) 640.54.50

WWW.ATS-ASCENSORES.COM

GRPS50

Small Machine Room Passenger Elevator

WWW.ATS-ASCENSORES.COM

One more case

One more promise

One more procedure



One more inspection

One more expection

WWW.ATS-ASCENSORES.COM

ATS
ASCENSORES
TECNOLOGIA Y
SERVICIOS

Desde los inicios en 1989, ATS ha ensamblado más de 1.000 ascensores, prestando servicio en más de 4 países. Durante estos años, el gran esfuerzo realizado en innovación tecnológica, capacidad productiva e internacionalización ha permitido a ATS alcanzar una posición de liderazgo como instalador independiente.

Este liderazgo no se entiende sin el trabajo serio y constante realizado por los socios locales, empresas de instalación y mantenimiento, que se distinguen en su ámbito geográfico por la calidad, la flexibilidad, el cumplimiento y el servicio al cliente.

La solidez de ATS Ascensores se refuerza al formar parte del Grupo industrial ATS. Cuidando del Medioambiente, Industria Auxiliar y Organizacíon y Sistemas son las otras tres grandes Áreas de Negocio en las que ATS está presente con una base tecnológica propia y apoyo de grandes fabricantes.

WWW.ATS-ASCENSORES.COM

Germany quality, creates a high–end life state

The main parts of GRPS50 small machine room elevator are imported from Germany, and combines the advanced technology and exquisite process, which creates a high–end quality of SRH elevator and also highlights the classic culture of Germany manufacturing industry.

The inherent designing concept of GRPS50 elevator is coordinated with the top functional configuration. It inherits the minimalist, and luxurious style of Germany, and perfectly integrates into the high–end commercial buildings, commercial hotels, residences and other construction sites, which creates an unparalleled comfortable enjoying.









Cutting–edge technology, creates a new riding enjoying

Energy–regenerating technology (Optional)

"ATS series energy feedback unit" feeds back the energy produced in the motor braking process to the electric grid through energy feedback unit. At the same time of satisfying effective brake of the frequency changer, it can recover and utilize over 95% of regenerated electric energy. It has the perfect over–temperature, over–voltage, over–current protection functions. It features as low noise, low harmonic pollution, high power factor etc.

Group control managing system (Optional)

Multiple elevators form group control in use. Therefore the elevator group can automatically choose the most optimized dispatch plan to respond the calling signal. It avoids repeated stop, shortens the passengers' waiting time, enhances the travel efficiency.

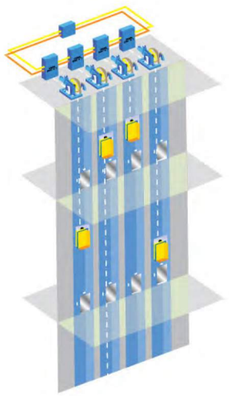

Remote monitor (Optional)

Through wired or wireless communication modules, the remote monitoring center can make real–time monitoring on elevators' operating condition and passengers in the elevator, thus it can effectively prevent elevator fault, and take preventive measures to ensure the safety of passengers.

① Telephone network access method. ② Broadband network access method. ③ Wireless internet access method.

Intellectual technology, realizes the high level state

GRPS50 small machine room elevator adopts the control cabinet imported from Germany, which integrates the world's leading microcomputer control technology and CANBUS serial communication technology. It has a precise and efficient control as well as superior anti-jamming capability, realizes modularity, intellectualization, digitization as a whole, which is the most advanced elevator control technology.

Germany controller

SGC9000 elevator controller takes the independent development and production as a whole by ATS Aufzüge GmbH, and is a digitalized intelligent control system combining automatic control technology, network communication technology, and motor vector driving technology, which also has a perfect function and can realizes the efficient and reliable communication transmission and precise operation control.

Germany elevator control cabinet

SGCC control cabinet combines with elevator intelligent control, remote monitoring and intelligent debugging by ATS Aufzüge GmbH, which has the advantages of powerful function, compact structure, flexible layout and convenient installation.

Precise manufactured components, excellent performance

GRPS50 small machine room elevator adopts the core components imported from Germany. The advanced production technology and stringent manufacturing process enable the system operates stable and reliable, which perfectly interprets the soul of German industry—security, and it can make you feel extraordinary in the details.











Germany door operator

SGAD permanent magnet inverter door operator, adopts a new type of permanent magnet synchronous motor drive and frequency converted control technology, makes the elevator door switch freely, and start, stop efficiently, which greatly enhances the operating efficiency of the elevator, and achieves fast access for the passenger to capsule.

Germany traction machine

ATS Germany adopts the most advanced technology manufactured permanent magnet synchronous gearless traction machine. It has an excellent and efficient performance, which is energy-saving and environmental protection. Its advantages are:

- Powerful driving force, easily takes you to arrive whether you are light or heavy;
- Broad scope of application, it can be a perfect match with or without a computer room;
- Compact structure, easy to install;
- Low operation and maintenance cost.



Germany photocell

As special door protection device of the elevator—SGDD series of photocell, developed by ATS Aufzüge GmbH independently, which has a high sensitivity and strong anti-electromagnetic interference capability, can effectively protect the safety of passengers.



Stainless steel car

RJ011

Car wall	Hairline stainless steel
Car door	Hairline stainless steel
Ceiling	Mirror stainless steel frame, LED crystal lamp (RD014)
Floor	PVC (RPV010)
Handrail	Stainless steel round pipe (RF002) (Optional)
Operation panel	RC009

RJ013

Car wall	A combination of hairline stainless steel and mirror etching stainless steel
Car door	Hairline stainless steel
Ceiling	Mirror stainless steel frame, LED crystal lamp (RD014)
Floor	PVC (RPV002)
Handrail	Stainless steel round pipe (RF002) (Optional)
Operation panel	RC009

Titanium gold mirror car



RJ036

Car wall	Combination between titanium gold mirror stainless steel and marble
Car door	Titanium gold mirror stainless steel
Ceiling	Titanium gold mirror gilding (RD036)
Floor	PVC (RPV013)
Handrail	Titanium gold mirror stainless steel and round wood handrails (RF007) (Optional)
Operation panel	RC009



RJ037

Car wall	Titanium gold mirror stainless steel, in the middle craft, the glass inlaid with titanium gold mirror stainless steel bar
Car door	Titanium gold mirror stainless steel
Ceiling	Titanium gold mirror stainless steel frame, translucent panels in the middle and tube lights in the both sides
Floor	PVC (RPV012)
Handrail	Titanium gold mirror stainless steel round handrail (RF003) (Optional)
Operation panel	RC009





Landing door

RT011 (Standard)

Landing Door	Hairline stainless steel
Jamb	Hairline stainless steel (narrow type)

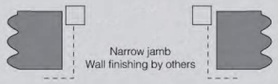

RT014 (Optional)

Landing Door	Etched stainless steel
Jamb	Hairline stainless steel (straight wall cover)

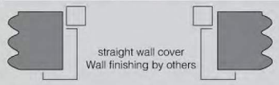

RT015 (Optional)

Landing Door	Etched stainless steel
Jamb	Hairline stainless steel (slant wall cover)

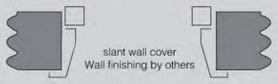



RT016 (Optional)

Landing Door	Mirror Ti-gold etched St.St
Jamb	Mirror Ti-gold St.St (slant wall cover)

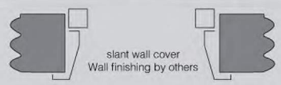

Decoration

Operation panel

RC009

Panel material	Hairline stainless steel
Button	Round micro-stroke button
Display screen	Single-color LCD
Parking number	2 ~ 48 parking floors

Integrated operation panel

Display screen

Single-color LCD
(Standard)

Pure display color LCD
(Optional)

Picture type display
(Optional)

Video type display
(Optional)

Panel material

Hairline stainless steel
(Standard)

Mirror stainless steel
(Optional)

Titanium gold hairline stainless steel
(Optional)

Titanium gold mirror stainless steel
(Optional)

Landing direction indicator

RZ-1-5A

RZ-1-5B

RZ-1-5C

RZ-1-5D

Hall transom indicator

RC004-1-7

RC004-1-7A

Hall call box

RZ004-1-1
Simplex

RZ004-1-2
Duplex

Single-color LCD
(Optional)

(Standard)

RZ007-1-3

RZ007-1-4

Single-color LCD
(Optional)

Simplex (no bottom box)　Duplex (no bottom box)

(Optional)

Decoration

Ceiling

RD013

Mirror stainless steel frame, intermediate flat top translucent plates, down light illumination on both sides.

RD014

Mirror stainless steel frame, LED crystal lamp.

RD015

Mirror stainless steel frame, acrylic translucent panels in the middle and down light illumination on both sides.

RD018

Mirror stainless steel frame, crystal column in the middle and down light illumination on both sides.

Handrail

RF002

RF003

RF004

RF005

Floor

RPV002



RPV008

RPV010

RPV011

RPV012

RPV013

Color



RS004 RS001 RS003 RS002 RS006 RS005 RS007 RS008

Function

Standard Function

Travel function	VVVF drive	Motor rotating speed can be precisely adjusted to get smooth speed curve in elevator's start, travel and stop and gain the sound comfort.
	VVVF door operator	Motor rotating speed can be precisely adjusted to get the more gentle and sensitive door machine start / stop.
	Independent running	The elevator can not respond to outer calling, but only respond to the command inside the car through the action switch.
	Automatic pass without stop	When the car is crowded with the passengers or the load is closed to preset value, the car will automatically pass the calling landing in order to keep maximum travel efficiency.
	Automatically adjust door opening time	Door-open time can be automatically adjusted according to the difference between landing calling or car calling
	Reopen with hall call	In the door closing process, press reopen with hall call button can restart the door.
	Express door closing	When the elevator stops and opens the door, press door-close button, the door will be closed immediately.
	Car stops and door open	The elevator decelerates and levels, the door only opens after the elevator comes to a complete stop.
	Car arrival gong	Arrival gong in the car top announces that the passengers arrive.
	Command register cancel	If you press the wrong floor command button in the car, twice continuous pressing of the same button can cancel the registered command.
	Direct parking	It completely accords with distance principle with no crawling in the leveling. It greatly enhances the travel efficiency.
Safety function	Photocell protection	In the door open and close period, infrared light that covers the whole door height is used to probe the door protection device of both the passengers and objects.
	Designated stop	If the elevator can not open the door in the destination floor out of some reason, the elevator will close the door and travel to the next designated floor.
	Overload holding stop	When the car is overload, the buzzer rings and stops the elevator in the same floor.
	Anti-stall timer protection	The elevator stops operation due to slippery of the traction wire rope.
	Start protection control	If the elevator does not leave door zone within the designated time after it starts, it will stop the operation.
	Inspection operation	When the elevator enters into inspection operation, the car travels at inching running.
	Fault self-diagnosis	The controller can record 62 latest troubles so as to quickly remove the trouble and restore the elevator operation.
	Repeated door closing	If the elevator can not close the door due to certain obstacle or interference, the elevator will reopen or reclose the door until sundries are eliminated.
	Up/down over-run and final limit protection	The device can effectively prevent from the elevator's surging to the top or knocking the bottom when it is out of control. It results in more safe and reliable elevator travel.
	Down over-speed protection device	When the elevator's down speed is 1.2 times higher than the rated speed, this device will automatically cut off control mains, stop the motor running so as to stop elevator down at over-speed. If the elevator continues to down at over-speed, and if the speed is 1.4 times higher than rated speed, safety tongs act to force the elevator stop in order to ensure the safety.
	Upward over-speed protection device	When the elevator's up speed is 1.2 times higher than rated speed, the device will automatically decelerate or brake the elevator.
Man-machine interface	Micro-touch button for car call and hall call	New type micro-touch button is used for operation panel command button in the car and landing calling button.
	Floor and direction indicator inside car	The car shows the elevator floor location and current travel direction.
	Floor and direction indicator in hall	The landing shows the elevator floor location and current travel direction.
Emergency function	Emergency car lighting	Emergency car lighting automatically activated once power failure.
Emergency function	Inching running	When the elevator enters into emergency electric operation, the car travels at low speed inching running.
	Five way intercom	Communication amid car, car top, elevator machine room, well pit and rescue duty room through walkie-talkie.
	Fire emergency return	If you start key switch in main landing or monitor screen, all the callings will be cancelled. The elevator directly and immediately drives to the designated rescue landing and automatically opens the door.
Energy-saving function	Car ventilation, light automatic shut off	If there is no calling or command signal within the stipulated time, the car fan and lighting will be automatically closed in order to save the energy.
	Remote shut-off	The elevator can be called to base landing (after finishing the service) through the key switch and automatically exists the service.

Optional Function

Emergency function	Leveling when power failure	In normal power failure, the chargeable battery supplies the elevator power. The elevator drives to the nearest landing.
	Bell	In emergency conditions, if bell button above car operation panel is continuously pressed, electric bell rings on top of the car.
Travel function	Anti-nuisance	In the light duty load, when three more commands appear, in order to avoid the unnecessary parking, all the registered callings in the car will be cancelled.
	Open the door in advance	When the elevator decelerates and enters into door open zone, it automatically opens the door to enhance the travel efficiency.
	Group control function	When three or more same model elevator groups are controlled in use, the elevator group can automatically choose the most appropriate response. It avoids the repeated elevator parking, reduces the passengers' waiting time and increases the travel efficiency.
	Duplex control	Two sets of same model elevators can unified respond the calling signal through the computer dispatch. In this way, it reduces the passengers' waiting time to the greatest extent and enhances the travel efficiency as well.
	On-duty peak service	Within the preset on-duty time, upward transport from the base landing is extremely busy. The elevators are continuously dispatched to the base landing in order to satisfy on-duty peak service.
	Off-duty peak service	Within the preset off-duty period, the elevators are continuously dispatched to top floor in order to satisfy off-duty peak service.
	Door open time extending	Press special button in the car, the elevator door keeps open for certain period of time.
	Door-opening re-leveling	When the elevator door opens and leveling fluctuation occurs due to change of the car load, the system automatically runs the elevator to leveling position by its own leveling speed under the conditions of door-opening.
Man-machine interface	Voice announcer	When the elevator normally arrives, voice announcer informs the passengers about the relevant information
	The second operation box	It is used in the large loading weight elevators or the elevators with crowded passengers so that more and more passengers can use the car.
	Operation box for the disabled	It is convenient for the wheelchair passengers and those who have visual disorder.
	Intelligent calling service	The car command or hoist-way calling can be locked or connected through special Intelligent Input.
	IC卡控制功能 IC card control function	All (partial) landings can only input car commands through IC Card after the authorization.
Monitor function	Remote monitor	The elevator long-distance monitor and control can be fulfilled through modem and telephone. It is convenient for the factories and service units to know the travel conditions of every elevator and take the corresponding measures in time.
	Camera function in the car	The camera is installed in the car to monitor the car conditions.

GRPS50

GRPS50 side counterweight construction sketch

Hoistway elevation

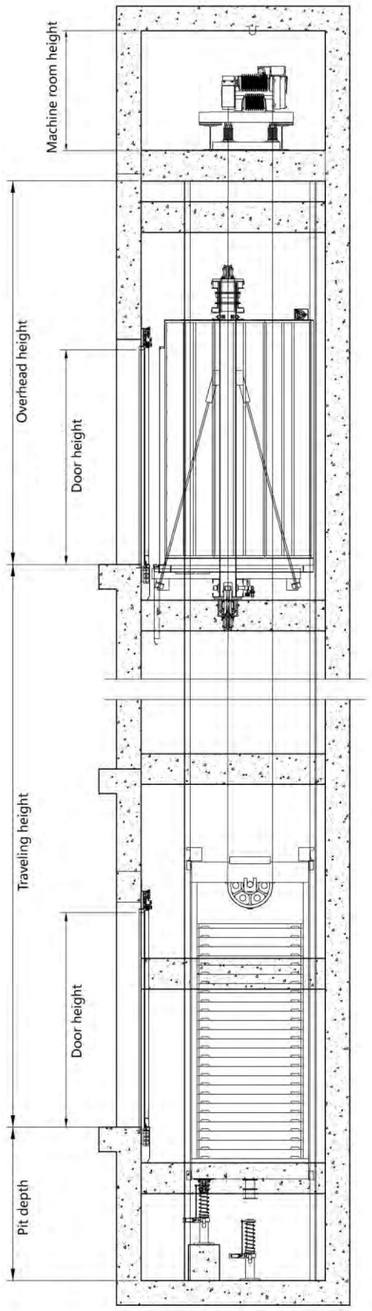

Machine room plan

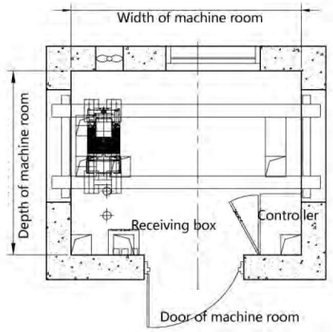

Hoistway plan

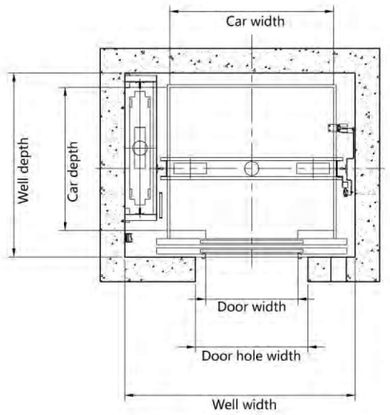

GRPS50
GRPS50 side counterweight specifications

Persons	Rated capacity (kg)	C.W×C.D (kg)	Area (m²)	D.W (mm)	Door hole width (mm)	min. H.W×H.D (mm)	Location of COP
8	630	1100×1400	1.549	700	900	1750×1800	S
10	800	1350×1400	1.954	800	1000	2000×1800	S
13	1000	1600×1400	2.312	900	1100	2250×1800	F
14	1050	1600×1500	2.464	800	1000	2250×1900	F
			2.480	900	1100		F
			2.472	1000	1200	2300×1900	F
Apply to stretcher elevator							
10/800		1100×1700	1.934	800	1000	1750×2100	S
			1.942	900	1100		S
13/1000		1100×2100	2.374	800	1000	1750×2500	S
			2.382	900	1100		S

Persons	Rated capacity (kg)	Rated speed (m/s)	Door heigth (mm)	min. P.D (mm)	min. O.H (mm)
8	630	1.0	2100	1350	3750
		1.5		1450	3900
		1.6			
		1.75			
		2.0		1500	4000
10	800	1.0		1350	3750
		1.5		1450	3900
		1.6			
		1.75			
		2.0		1500	4000
13	1000	1.0		1350	3750
		1.5		1450	3900
		1.6			
		1.75			
		2.0		1500	4000
14	1050	1.0		1350	3750
		1.5		1450	3900
		1.6			
		1.75			
		2.0		1500	4000

GRPS50

GRPS50 rear counterweight construction sketch

Hoistway elevation

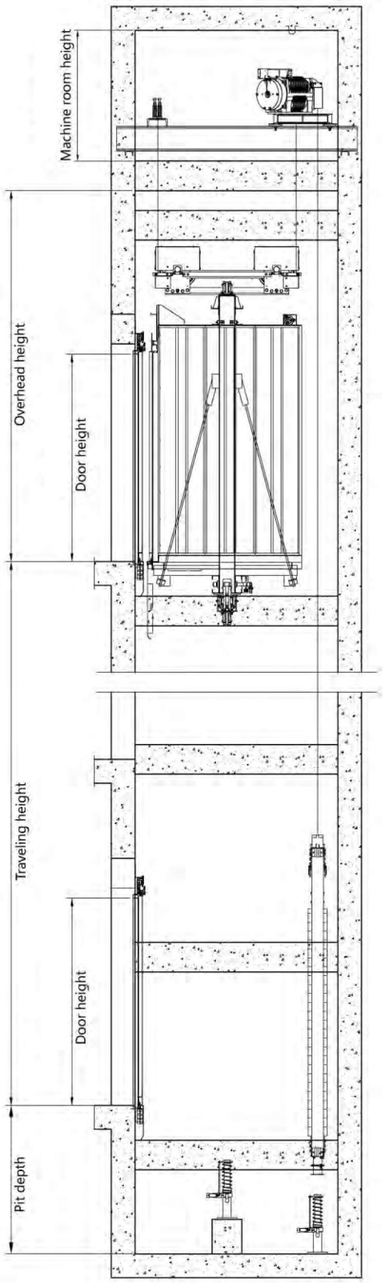

Machine room plan

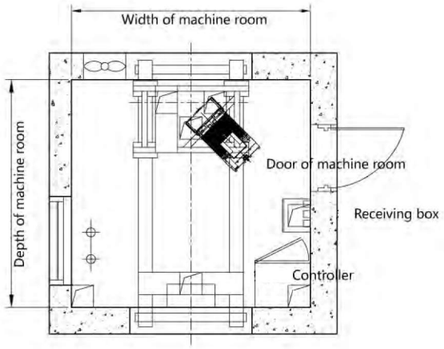

Hoistway plan

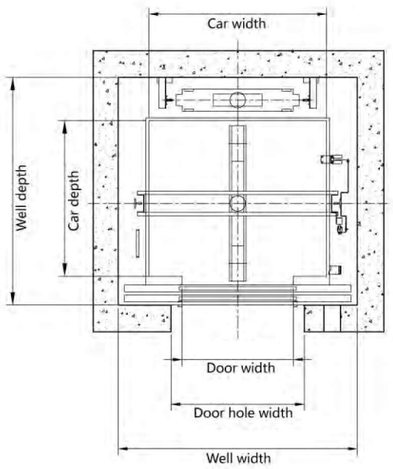

GRPS50

GRPS50 rear counterweight specifications

Persons	Rated capacity (kg)	C.W×C.D (kg)	Area (m²)	D.W (mm)	Door hole width (mm)	min. H.W×H.D (mm)	Location of COP
8	630	1400×1100	1.549	700	900	1850×1750	S
10	800	1400×1350	1.954	800	1000	1850×2000	F
			1.962	900	1100	1950×2000	S
13	1000	1600×1400	2.304	800	1000	2050×2050	F
			2.312	900	1100		F
			2.320	1000	1200	2150×2050	F
14	1050	1600×1500	2.464	800	1000	2050×2050	F
			2.480	900	1100		F
			2.472	1000	1200	2150×2050	F

Persons	Rated capacity (kg)	Rated speed (m/s)	Door heigth (mm)	min. P.D (mm)	min. O.H (mm)
8	630	1.0	2100	1350	3750
		1.5		1450	3900
		1.6			
		1.75			
		2.0		1500	4000
10	800	1.0		1350	3750
		1.5		1450	3900
		1.6			
		1.75			
		2.0		1500	4000
13	1000	1.0		1350	3750
		1.5		1450	3900
		1.6			
		1.75			
		2.0		1500	4000
14	1050	1.0		1350	3750
		1.5		1450	3900
		1.6			
		1.75			
		2.0		1500	4000